

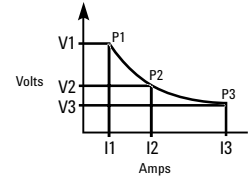
Basic DC Power Supplies essential features for a tight budget



6010A, 6011A, 6012B, 6015A

Single-Output, Autoranging 200 W and 1000 W

Autoranging Output:



Autoranging outputs provide maximum power at a variety of operating voltages

Analogue/resistance control of output voltage and current

Series and auto-parallel connections enable greater output flexibility

Protection features to ensure DUT safety

Specifications

(at 0° to 55°C unless otherwise specified)

	6010A	6011A	6012B	6015A
Number of outputs	1	1	1	1
 GPIB	No	No	No	No
Output ratings				
Voltage	0 to 200 V	0 to 20 V	0 to 60 V	0 to 500 V
Current	0 to 17 A	0 to 120 A	0 to 50 A	0 to 5 A
Maximum power				
Watts	1,200 W	1,064 W	1,200 W	1,050 W
Autoranging output	V1, I ₁	200 V, 5 A	20 V, 50 A	60 V, 17.5 A
	V2, I ₂	120 V, 10 A	14 V, 76 A	40 V, 30 A
	V3, I ₃	60 V, 17 A	7 V, 120 A	20 V, 50 A
Ripple and noise, 20 Hz to 20 MHz				
Voltage rms	22 mV	8 mV	8 mV	50 mV
p-p	50 mV	50 mV	40 mV	160 mV
Current rms	15 mA	120 mA	25 mA	50 mA
Load regulation				
Voltage	0.01%+	5 mV	3 mV	5 mV
Current	0.01%+	10 mA	15 mA	10 mA
Transient response time 10% step change				
Time	2 ms	2 ms	2 ms	5 ms
Level	150 mV	100 mV	100 mV	200 mV
Supplemental Characteristics	(Non-warranted characteristics determined by design that are useful in applying the product)			
Programming resolution				
Voltage	50 mV	5 mV	15 mV	125 mV
Current	4.25 mA	30 mA	12.5 mA	1.25 mA
DC floating voltage either terminal can be grounded or floated from chassis ground	±550 V	±240 V	±240 V	±550 V
AC input current	100 Vac	24 A	24 A	24 A
	120 Vac	24 A	24 A	24 A
	220 Vac	15 A	15 A	15 A
	240 Vac	14 A	14 A	14 A
Weight	Net	16.3 kg (36 lb)	17.2 kg (38 lb)	16.3 kg (36 lb)
	Shipping	21.8 kg (48 lb)	22.7 kg (50 lb)	21.8 kg (48 lb)

This series of DC power supplies take the place of multiple power supplies on your test bench by providing maximum power at a variety of operating points. They have ten-turn front panel pots to allow precise local control. These power supplies also may be connected in auto-parallel or series with their corresponding GPIB unit (6030 Series), as part of a test system.

Application Notes:

10 Practical Tips You Need to Know About Your Power Products
5965-8239E

More detailed specifications at www.agilent.com/find/6010

Basic DC Power Supplies essential features for a tight budget

Single-Output, Autoranging 200 W and 1000 W (Continued)

Supplemental Characteristics for all model numbers

Remote Sensing: Up to 2 V drop in each lead. Voltage regulation specification met with up to 0.5 V drop, but degrades for greater drops.

Modulation: (analog programming of output voltage and current)

Input signal: 0 to 5 V or 0 to 4 k Ohms

Regulatory Compliance: Certified to CSA556B; conforms to IEC 61010-1.

Size: 425.5 mm W x 132.6 mm H x 516.4 mm D
(16.75 in x 5.25 in x 20.33 in).

Warranty: One year

Ordering Information

Opt 120 104 to 127 Vac, 47 to 63 Hz

Opt 220 191 to 233 Vac, 48 to 63 Hz

Opt 240 209 to 250 Vac, 48 to 63 Hz

* **Opt 908** Rack-mount Kit (p/n 5062-3977)

* **Opt 909** Rack-mount Kit with Handles.
(p/n 5062-3983)

Opt 0L1 Full documentation on CD-ROM, and printed standard documentation package

Opt 0L2 Extra copy of standard printed documentation package

Opt 0B0 Full documentation on CD-ROM only

Opt J01 Stabilization for loads up to 10 Henries

A line cord option must be specified, see the AC line voltage and cord section.

*Support rails required

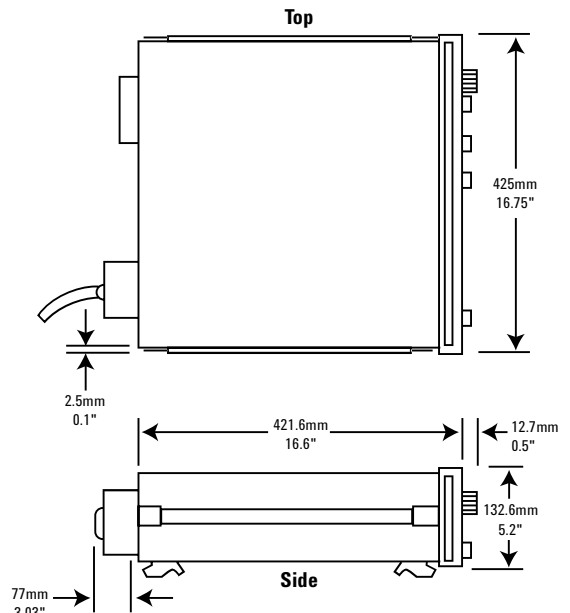
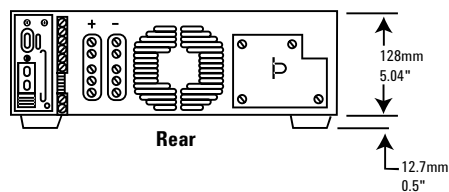
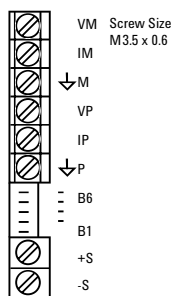
Accessories

1494-0060 Rack Slide Kit

E3663AC Support rails for Agilent rack cabinets

Agilent Models: 6010A, 6011A, 6012B, 6015A

Terminal Strip Detail



More detailed specifications at www.agilent.com/find/6010