

Detectors

.01-18 GHz

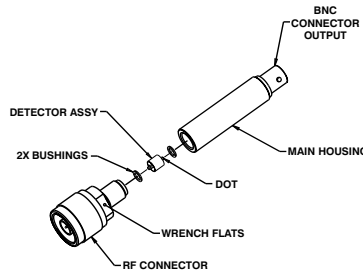
MINIATURE FLAT, ZERO BIASED SCHOTTKY DETECTORS

- Broadband Coverage
- Flat Frequency Response
- High Sensitivity
- Field Replaceable Diode
- Negative or Positive Output Available



FREQUENCY RANGE (GHz)	MODEL	FLATNESS (dB) (GHz)	SENSITIVITY mV/ μ W	VSWR (Max)	INPUT POWER (mW Max)	POLARITY	CONNECTORS	
							INPUT	OUTPUT
0.01 - 18	503A	± 0.6	0.5	<1.6	100	Neg.	Type N-M	BNC-F
0.01 - 18	503A-03	± 0.6	0.5	<1.6	100	Pos.	Type N-M	BNC-F
0.01 - 18	4503A	± 0.6	0.5	<1.6	100	Neg.	SMA-M	BNC-F
0.01 - 18	4503A-03	± 0.6	0.5	<1.6	100	Pos.	SMA-M	BNC-F

Replacement Diodes	
Detector	Replacement Diode
503A, 4503A	4829
503A-03, 4503A-03	4829-03

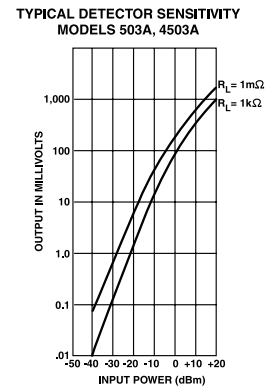
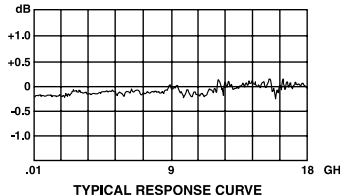
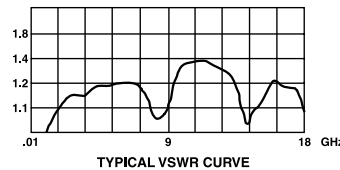
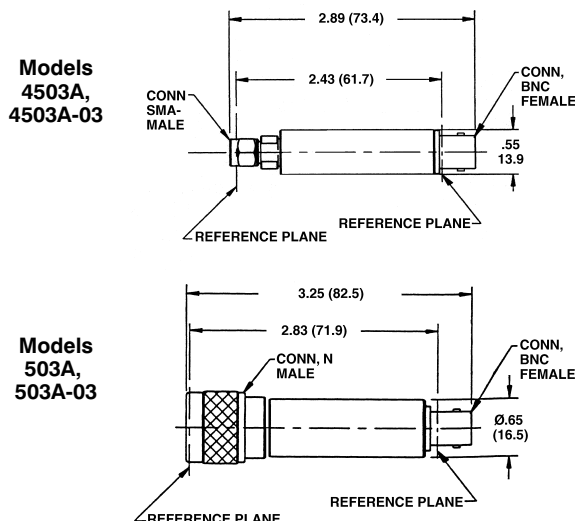


Field Diode Replacement Procedure

Using approved ESD guidelines:

1. Hold Detector by main housing (side with BNC connector). Unscrew RF Input connector by applying a wrench to flats provided.
2. Remove detector assembly.
3. Insert bushings into each assembly.
4. Insert replacement diode into RF connector side – dot should be facing out.
5. Reassemble the connector and hand tighten.

OUTLINE DRAWINGS



All dimensions are Max. unless otherwise specified.